


# FAST-BUILD WALK-IN EVOLUTION



Individual



**BRUCHA**

# Walk-In EVOLUTION | Individual

## TECHNICAL SPECIFICATIONS:

CORE THICKNESS	120 mm
U-VALUE ACCORDING EN 13165	0.17 W/m <sup>2</sup> K
BUILDING MATERIAL CLASS EN 13501-1	Bs2d0
DOOR LEAF THICKNESS	100 mm
ELEMENT CONNECTION	self-centering tongue and groove connection, hook fasteners at a distance of 400 mm
CORNER CONNECTION	foamed corner connection
GRID DIMENSIONS	Standard 400 mm / up to 50 mm possible
INTERIOR HEIGHT OPTIONAL	Standard 2,200 / 2,400 / 2,600 mm, other dimensions on request
SURFACE EXTERIOR AND INTERIOR	sheet steel, 0.6 mm, RAL 9010 pure white, with 25 µm zinc-magnesium aluminum coating with modern corrosion protection, certified food safety.
DOOR SIZE	clear width 1,000 / 2,000 mm, other dimensions on request
DOOR HANDLE	F 921G - Snap lock is included in every EVOLUTION scope of delivery.
FLOOR VARIANTS	distributed load approx. 3,000 kg/m <sup>2</sup> , anti-slip class R11: stainless steel 1.5 mm or 0.8 mm, alternatively Hexa Grip floor
VERSION WITHOUT FLOOR	incl. U-profile - the prerequisite is the compensation of any unevenness in the floor
PRESSURE COMPENSATION VALVE	included all walk-in units, heated in deep-freeze cells

## The following extensions are optionally available:

interior surface stainless steel 1.4301	duplo cut 0.7 mm
surface exterior	duplo cut or special colors on request
LED lighting up to max. - 30 °C	sufficient up to a room size of 2,600 x 2,600 mm (internal dimensions)
ventilation or compensating plates	requirement/m <sup>2</sup> approx. 6 pieces
access ramp in aluminum 3.0 mm	up to a maximum of 1,200 mm
door resizing	other door sizes on request
door contact switch	installation preparation for door contact switch
additional door / door size	width: 1,000 mm / height: 2,000 mm
frost heave prevention heating	including temperature sensor, back-up circuit and control box
door frame heater	included in deep-freeze cell
emergency call equipment	consisting of push button, warning lights and a siren according to DIN EN 378-1
base U-profile in stainless steel V2A	0.7 mm
strip curtain	incl. stainless steel mounting rail
PVC impact protection	size 120 / 25 mm, white polyamide




# EVOLUTION




## Individual



**Hexa Grip Floor**  
surface coated plywood with  
hexagonal imprint; anti-slip class R11  
according to DIN 51130:2010-10



**Stainless Steel Floor**  
Bulb plate + multiplex board;  
anti-slip class R11 according to  
DIN 51130:2010-10, R12 - on request



# PANELS THAT CONNECT.

## PRODUCTS

- > BRUCHA panels
- > Walk-Ins
- > Doors
- > EPS insulation boards
- > Accessories

## SERVICES

- > Assemblies for special and cold room construction
- > Maintenance and service
- > BRUCHA Food Engineering

## EVOLUTION

delivery incl.  
step by step  
assembly instructions

*Head office/plant*  
BRUCHA GesmbH  
Rusterstraße 33  
AT-3451 Michelhausen

T +43 2275 5875  
E [office@brucha.com](mailto:office@brucha.com)

Scan me  
EVOLUTION  
assembly video:

