




HINGED & SLIDING DOORS

OPEN & CLOSED



operating, cooling
& freezing room
fire protection
custom-made





DECADES OF EXPERIENCE

We have been producing high-quality insulated products for industrial and commercial buildings for over 75 years. Today, our customers see ourselves as a premium manufacturer and total supplier, providing customized solutions for their needs.

As a premium manufacturer, our fully tested and certified BRUCHA sandwich panels can be applied for various internal and external building solutions. Not just being a supplier, we have worked in panel assembly for several decades, where we can provide installation solutions for custom-made cooling and freezing rooms, controlled environment applications (CA/ULO storage, freezers & chillers, clean rooms) and high rack solutions.



Made by
BRUCHA

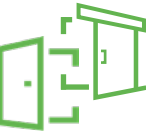


Obersteirische Molkerei and BRUCHA have enjoyed a successful partnership for many years, based on mutual trust and openness. With the Styrian team of the company BRUCHA we have a reliable and solution-oriented partner at our side, who also in difficult years (pandemic, supply bottlenecks, shortage of manpower, etc.), tries to get the order in an uncomplicated way. The special requests can be carried out to our best satisfaction.

Siegfried Bärnthaler - Operations Manager
OBERSTEIRISCHE MOLKEREI eGen

Our hinged and sliding doors are used in operating rooms, as well as in cooling and freezing areas, clean rooms and special constructions such as, shock-freezing rooms.

The BRUCHA doors are of excellent quality, robustness and durability. Due to the careful selection of sub-suppliers and the certified production chain, our hinged and sliding doors are ideally suited for use in the food industry and wherever special hygiene regulations apply.



ENVIRONMENTALLY CERTIFIED PRODUCTION



BRUCHA

always
one step ahead

We have always been a pioneer in the implementation of efficient energy-saving measures. Numerous actions and projects have been realized in recent years to significantly improve our energy consumption. The implementation of further measures leads to continuous improvements of our production processes, our products and most importantly to new product developments.

Bringing proof that we are a responsible manufacturer, we are certified according to the environmental management system **ISO 14001:2015**. All BRUCHA panels with PIR+ and mineral wool core are certified according the standard for responsible sourcing **BES 6001** - assessment score - **Very Good**.

HINGED & SLIDING DOORS



operating, cooling
& freezing room
fire protection
custom-made

certified quality



assessment score

Very Good



contents

page

Hinged doors

6

shock-freezing room & fire protection doors

7

hinges/handles

8

hatches/conveyor rail opening/swing doors

9

Sliding doors

10

stainless steel impact protection

11

handles, E-automation

12

special & clean room solutions

13

Surfaces

14


color spectrum BASIC

15



HINGED DOORS

operating /
cooling & freezing



TECHNICAL DETAILS:

DOOR LEAF	injected rigid polyurethane foam, 3-sided rubber edge gasket, foodsafe, sweeping seal on base
leaf thickness	65 to 180 mm according operation area
leaf material	stainless steel 1.4301 Standard, 1.4404 Superior or galvanized steel sheet according BRUCHA color spectrum

TYPES OF FRAME

masonry fitting:
foam-filled masonry wall frame or stainless steel flat frame

panel fitting:
foam-filled insert frame, stainless steel slide-in frame or
stainless steel flat frame

shock
freezing
rooms



fire protection doors
at the highest level



FRAME TYPE
stainless steel-corner frame
for masonry and
panel fitting



BRUCHA manufactures
fire-rated doors
up to EI 90



HINGED DOORS

hinges/handles

	BR-DT OPERATING ROOM	NK-DT COLD STORAGE	TK-DT FREEZING	special construction shock-freezing rooms datacenters
HINGES	lifting/adjustable hinges, aluminium plated or stainless steel			
hinge type	HRS 4296			HRS 4000
HANDLES				
snap lock FERMOD 921		●	●	●
press lever		●	●	●
door handle	●	●		



for
REMOVAL
HATCHES
internal areas



application:
external –
foodstuffs &
hygienic areas

anti-burglary
stainless/PVC
hinge



conveyor rail opening



hatches



- normal cold and freezing areas
- all-round rebate and frame
- standard dimensions: opening 600x600 mm



swing doors

- single or double-leaf
- with or without PVC impact protection



DOOR LEAF

thickness 15 mm, standard white,
other colors on request with
surcharge, with round or square
acrylic glass window upon request

FITTINGS

self-closing adjustable
double-action sprung hinges,
galvanized or stainless

SLIDING DOORS



operating /
cooling & freezing

custom-made stainless steel impact protection

TECHNICAL DETAILS:

DOOR LEAF	injected rigid polyurethane foam, 3-sided rubber edge gasket, foodsafe, sweeping seal on base
leaf thickness	80 up to 200 mm according application
leaf material	stainless steel 1.4301 Standard, 1.4404 Superior or galvanized steel sheet according BRUCHA color spectrum
TYPES OF FRAME	<i>masonry fitting:</i> stainless steel flat frame 2.5 mm (without reveal cover) <i>panel fitting:</i> ready-to-install stainless steel reveal frame, 2.5 mm The version for shock-freezing rooms is foamed with PU polyurethane rigid foam.
FITTINGS	BRUCHA special fittings for automatic, gasket-friendly sealing by lowering in a closed state
GUIDE RAIL SYSTEM	Aluminium up to 120 kg, bichromated steel profile up to 200 kg, stainless steel up to 320 kg



stainless steel doors
incl. impact
protection



custom-made products

SLIDING DOORS

handles

	BR-/NK-ST		TK-ST		
	OPERATING/COOLING ROOM		FREEZER/SHOCK FREEZER		
	EI30 - FIRE PROTECTION DOOR*		EI90 - FIRE PROTECTION DOOR*		
STANDARD version	special dimensions possible on request				
HANDLES	High-quality design suitable for EVERY area of application, *fire protection certificates available on request.				
	exterior		interior		
	exterior		interior		
	up to max. 120 kg		6200	8730	
	up to max. 200 kg		6200*	7530*	
up to max. 400 kg		4440	4440i	4440	4440i

All information comprises non-binding solution proposals, which are to be checked for correctness and applicability in an objective manner depending on the individual case.





E-automation



detail
door drive 5000




bichromated
steel profile 3530
guide rail incl. door
drive 5000



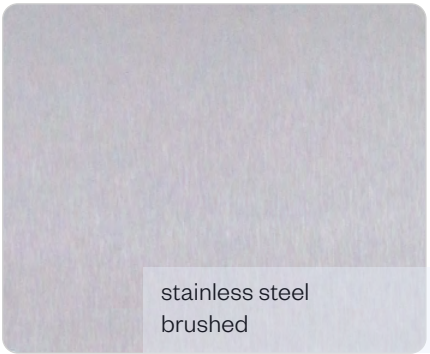

special- & clean room construction

- datacenters
- laboratories & test chambers for automotive industry
- cold smoke rooms
- spiral freezer
- soundproof covers
- custom-made on request



SURFACES

stainless steel
1.4301 Standard or
1.4404 Superior
Standard thickness 0.7 mm



color spectrum BASIC



REGULAR 25 µm

GREY WHITE
RAL 9002
A: facade*/wall*/roof
I: facade*/wall*/roof

PURE WHITE
RAL 9010
A: facade*/wall*/roof
I: facade*/wall*/roof*

CREAM WHITE
RAL 9001
A: facade*/wall*/roof*
I: facade*/wall*/roof*

LIGHT IVORY
RAL 1015
A: facade*/wall*/roof
I: facade*/wall*/roof*

ZINC YELLOW
RAL 1018
A: facade*/wall*/roof*
I: facade*/wall*/roof*

LIGHT GREY
RAL 7035
A: facade*/wall*/roof
I: facade**/wall**/roof*

AGATE GREY
RAL 7038
A: facade*/wall*/roof*
I: facade*/wall*/roof*

WHITE ALUMINIUM
RAL 9006
A: facade*/wall*/roof
I: facade*/wall*/roof*

GREY ALUMINIUM
RAL 9007
A: facade*/wall*/roof
I: facade**/wall**/roof*

ANTHRACITE GREY
RAL 7016
A: facade*/wall*/roof
I: facade*/wall*/roof*

COPPER BROWN
RAL 8004
A: facade*/wall*/roof
I: facade*/wall*/roof*

NUT BROWN
RAL 8011
A: facade*/wall*/roof*
I: facade*/wall*/roof*

SEPIA BROWN
RAL 8014
A: facade*/wall*/roof
I: facade*/wall*/roof*

RESEDA GREEN
RAL 6011
A: facade*/wall*/roof
I: facade*/wall*/roof*

MOSS GREEN
RAL 6005
A: facade*/wall*/roof
I: facade*/wall*/roof*

FIRE RED
RAL 3000
A: facade*/wall*/roof*
I: facade*/wall*/roof*

OXIDE RED
RAL 3009
A: facade*/wall*/roof
I: facade*/wall*/roof*

GENTIAN BLUE
RAL 5010
A: facade*/wall*/roof*
I: facade*/wall*/roof*

color shades in accordance with RAL:
The sheet metal colors listed should only be interpreted as similar to RAL. No guarantee of color equivalence is provided in the case of partial or additional deliveries, as different sheet metal coils may be used. By using the very latest multi-angle color measurement devices, we ensure that any deviations are kept to a minimum. In order to avoid a color change within a front, axis or display surface, it is useful to provide appropriate information when ordering. Greater color deviations from the RAL shades are possible with PVDF coatings. Please also make special plans involving reserve panels in the case of special colors and/or differing construction widths (for WALL and FACADE).

KEY:
A: EXTERIOR
I: INTERIOR
* = BASIC COLORS PLUS process-specific additional outlay, surcharge - on request
** = from 500 m² without surcharge

CHARACTERISTICS/COATINGS

	PRODUCT	MATERIAL	TOTAL LAYER THICKNESS	CORROSION RESISTANCE	UV-RESISTANCE	CHARACTERISTICS/ADVANTAGES
EXTERIOR	BASIC/REGULAR	Polyester PE PURE	25 µm	RC 3	RUV 3	good color fastness, used in foodstuffs area and clean rooms in white shades
	SUPERIOR/DIAMOND	PUR-PA	50 µm	RC 5	RUV 4	excellent color fastness and corrosion resistance
INTERIOR	non-contact foodsafe	Polyester PE	25 µm	RC 3	RUV 3	good formability/bending/roll forming/ good color fastness
	foodsafe	rigid PVC film coating	150 µm	RC 4	not suitable for exterior use	excellent abrasion resistance/bending/roll forming/white shade use in food handling area, not UV resistant

Other coatings (e.g. 25 µm PVDF) available on request.

PANELS THAT CONNECT.



en_04/2023 - All information is considered
to be subject to errors in composition or printing errors.

PRODUCTS

- > BRUCHA panels
- > Cold walk-ins
- > Doors
- > EPS insulation boards
- > Accessories

SERVICES

- > Assemblies for special and cold room construction
- > Maintenance and service
- > BRUCHA Food Engineering

Head office/plant

BRUCHA GesmbH
Rusterstraße 33
3451 Michelhausen
Austria
T +43 2275 5875
E office@brucha.com



scan me
details
BRUCHA doors:

